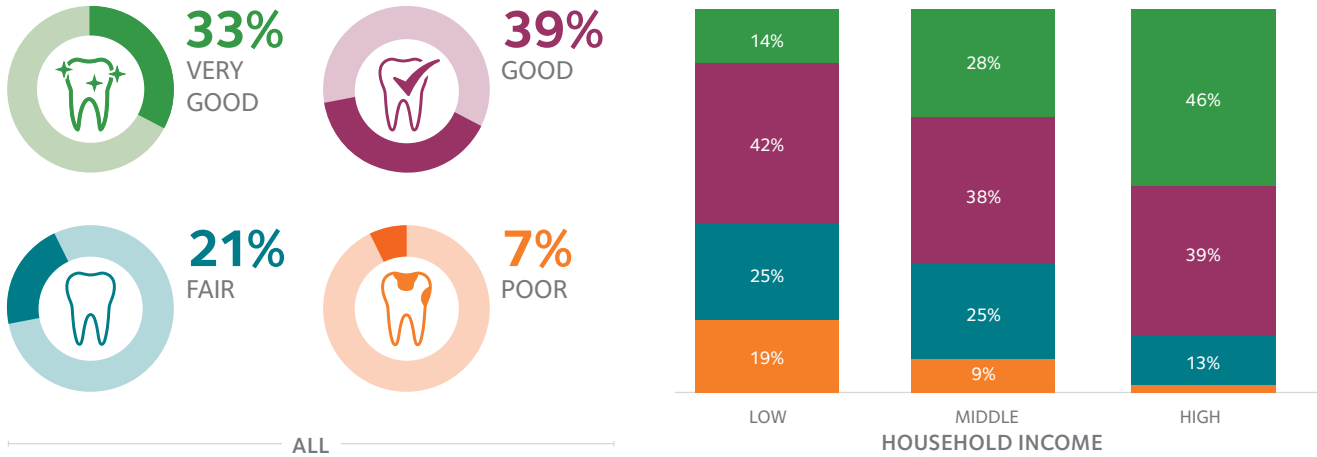
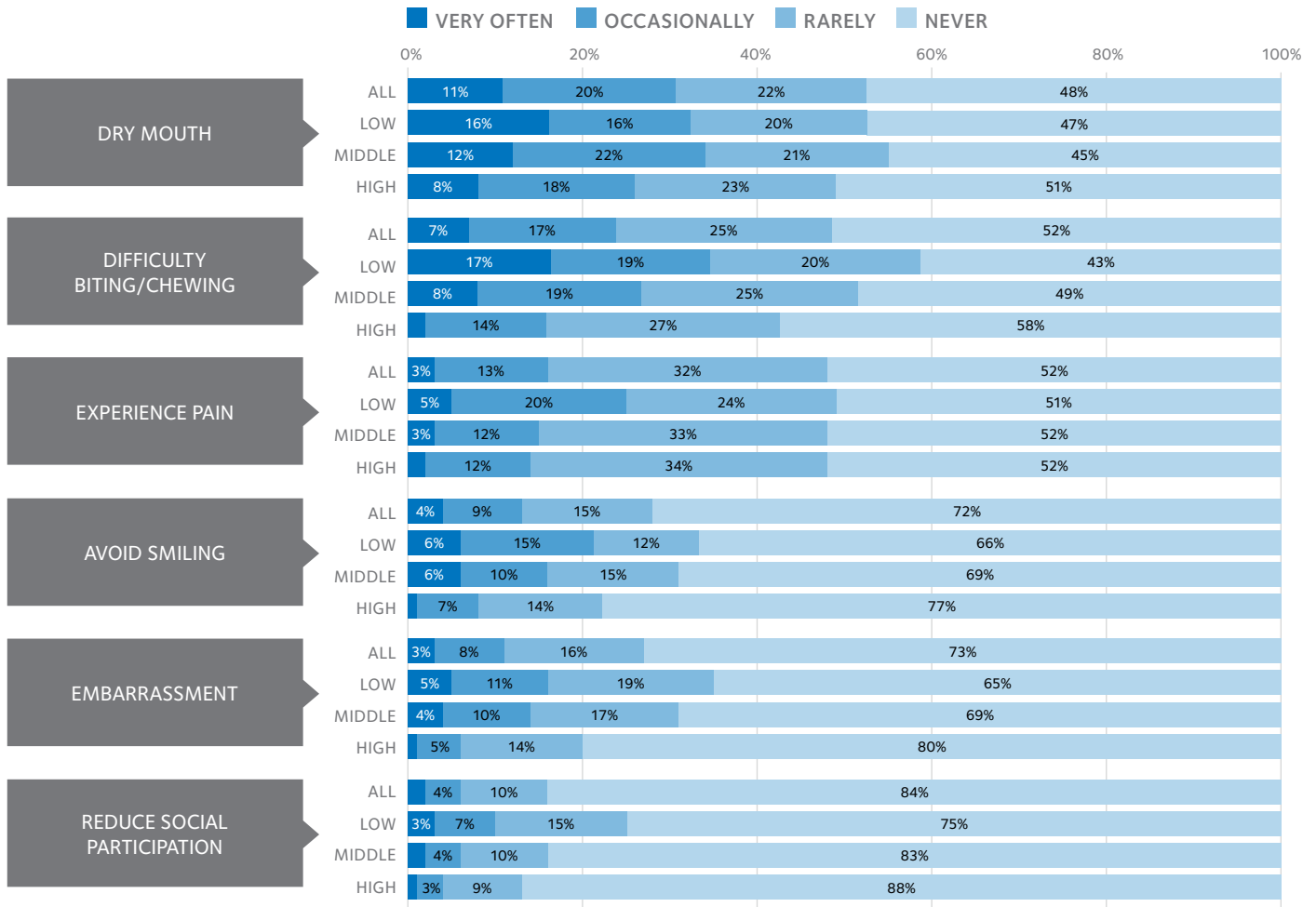


Oral Health and Well-Being Among Seniors in the United States

OVERALL CONDITION OF MOUTH AND TEETH AMONG SENIORS




PROBLEMS DUE TO CONDITION OF MOUTH AND TEETH AMONG SENIORS BY HOUSEHOLD INCOME



Note: Seniors are defined as adults ages 65 and older. Figures based on ADA Health Policy Institute analysis of Harris Poll Survey Data. For methods and sources, visit ADA.org/statefacts. For more information on the ADA Health Policy Institute, visit ADA.org/HPI.


WHAT PEOPLE SAY...



76% OF SENIORS **SAY** THEY PLAN TO VISIT THE DENTIST WITHIN THE NEXT YEAR.

PERCENTAGE WHO PLAN TO VISIT THE DENTIST WITHIN THE NEXT YEAR
(HARRIS, 2015)

WHAT PEOPLE DO...

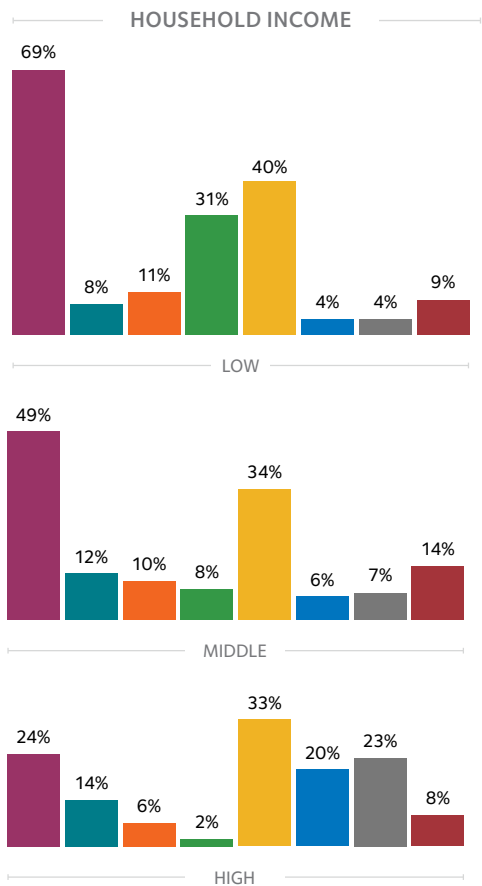
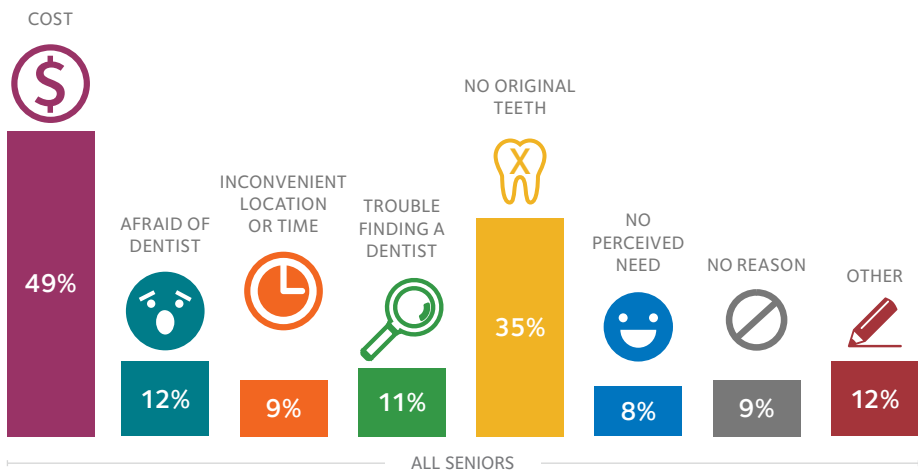


42% OF SENIORS **ACTUALLY** VISITED THE DENTIST WITHIN THE LAST YEAR.

PERCENTAGE WHO ACTUALLY VISITED THE DENTIST WITHIN THE LAST YEAR
(MEPS, 2013)

76%	ALL SENIORS	42%
HOUSEHOLD INCOME		
45%	LOW	23%
71%	MIDDLE	38%
90%	HIGH	58%

REASONS FOR NOT VISITING THE DENTIST MORE FREQUENTLY AMONG SENIORS WITHOUT A VISIT IN THE LAST 12 MONTHS



COST IS THE TOP REASON AMONG SENIORS REGARDLESS OF INCOME LEVEL.

NO ORIGINAL TEETH IS THE TOP REASON AMONG HIGH-INCOME SENIORS.